

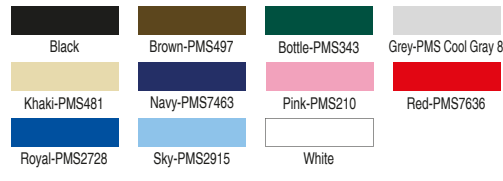
# FABRIC COLOUR GUIDE

The closest PMS match is listed for each fabric colour as a reference guide only.

## Heavy Brushed Cotton




## Polyester Foam for HE295



## Cotton Back/Mesh Knit



## Brushed Cotton




## 160gsm - 100% Polyester - *Coolde™*



## Premium Cotton Twill



## Mesh Backing for HE286, HE295 and HE365



## Keurone Fabric for HE331

8% viscose, 80% nylon, 12% spandex



## PN fabric for HE163

90% Nylon / 10% Spandex



## Premium Heathered Fabric for HE153, HE159, 317



## Comfort Mesh

for HE153, HE159, HE328, HE235, HE160, HE361



## Polycotton

for HE456, HE457, HE627, HE713, HE702



## Suede

for HE010, HE011 and HE012




## 100% Polyester Ripstop



## Polyviscose



## PQ Mesh



## Premium RPET Fabric for HE255 and HE655

